



Smappee Catalogue

Index

Business solutions


04

EV Ultra Single	06
EV Ultra Dual	10
EV Ultra Satellite	14
EV Ultra Power Unit	16
EV Base Business	18
EV Wall Business	22
EV Wall Eichrecht	26
EV One Business	28
Pay Station	30
BESS 1000	32
BESS 600	34

Home solutions

36

EV Wall Lite	38
EV Wall Home	40
EV One Home	44
Smartup Kit Infinity	46
Smartup Kit P1	48



Business Solutions



Smappee EV Ultra Single Black



The Smappee EV Ultra is a ground-mounted fast charger with one CCS2 connector. The charging status and instructions are displayed on the integrated screen. This charger features a robust, compact, all-weather enclosure made from high-quality, recyclable materials. It also includes LED lighting for enhanced visibility and security.

Unlock Smappee's energy intelligence and charging management features with our Business subscription plan*:

- Maximize renewable energy consumption and improve overall energy efficiency.
- Reduce costs and minimize grid investment with dynamic load management.
- Monitor multiple chargers remotely and set up priority charging.
- Make chargers public with our CPO add-on, manage rates, and integrate Smappee Pay Station.
- Get over-the-air updates to always have the latest features and improvements and to cope with the cars' firmware changes.

**The Business subscription plan is priced per connector and per month. Additional add-ons are available based on your needs.*

Dimensions

- Charging station: 1870 mm × 920 mm × 325 mm
- Charging cable: 3.25 m

Weight

- EV Ultra 80S: 230 kg
- EV Ultra 240S: 330 kg
- EV Ultra anchor: 23 kg

Operating temperature

-25 °C to 50 °C (derating from 40 °C)

Storage temperature

-25 °C to 70 °C

Relative humidity

0 % - 95 %, non-condensing

Operating altitude

0 - 2000 m

Standards

IEC 61851-21, ISO 15118, DIN SPEC 70121

Product certification

CE, optional Eichrecht certified

Connectivity

- Ethernet 100BASE-T (with fallback to 4G in case of connection loss)
- 4G Modem

Communication protocol

OCPP 1.6 J, ready for update to OCPP 2.0.1

Interfaces

- Information status: 6.5" RGB Display
- Session activation: QR code / RFID (Optional Smappee Pay Station)

Mounting method

Ground, with supplied anchor

Enclosure

- Material: powder coated Magnelis
- Standard colour: RAL 7021 (black grey), optional customisation

AC input

- Main power EV Ultra 80S: 3 × 400 V + PE / 120 A
- Main power EV Ultra 240S: 3 × 400 V + PE / 350 A
- Auxiliary power: 3 × 400 V + N / 10 A
- Rated frequency (f_N): 50 Hz
- Power factor: > 0.98 at full operating speed
- Efficiency: > 95% at full operating speed

DC Output

- Nominal power EV Ultra 80S: maximum 80 kW
- Nominal power EV Ultra 240S: maximum 240 kW
- DC Plug: CCS2

Smappee EV Ultra Single White



The Smappee EV Ultra is a ground-mounted fast charger with one CCS2 connector. The charging status and instructions are displayed on the integrated screen. This charger features a robust, compact, all-weather enclosure made from high-quality, recyclable materials. It also includes LED lighting for enhanced visibility and security.

Unlock Smappee's energy intelligence and charging management features with our Business subscription plan*:

- Maximize renewable energy consumption and improve overall energy efficiency.
- Reduce costs and minimize grid investment with dynamic load management.
- Monitor multiple chargers remotely and set up priority charging.
- Make chargers public with our CPO add-on, manage rates, and integrate Smappee Pay Station.
- Get over-the-air updates to always have the latest features and improvements and to cope with the cars' firmware changes.

**The Business subscription plan is priced per connector and per month. Additional add-ons are available based on your needs.*

Dimensions

- Charging station: 1870 mm × 920 mm × 325 mm
- Charging cable: 3.25 m

Weight

- EV Ultra 80S: 230 kg
- EV Ultra 240S: 330 kg
- EV Ultra anchor: 23 kg

Operating temperature

-25 °C to 50 °C (derating from 40 °C)

Storage temperature

-25 °C to 70 °C

Relative humidity

0 % - 95 %, non-condensing

Operating altitude

0 - 2000 m

Standards

IEC 61851-21, ISO 15118, DIN SPEC 70121

Product certification

CE, optional Eichrecht certified

Connectivity

- Ethernet 100BASE-T (with fallback to 4G in case of connection loss)
- 4G Modem

Communication protocol

OCPP 1.6 J, ready for update to OCPP 2.0.1

Interfaces

- Information status: 6.5" RGB Display
- Session activation: QR code / RFID (Optional Smappee Pay Station)

Mounting method

Ground, with supplied anchor

Enclosure

- Material: powder coated Magnelis
- Standard colours: RAL 9016 (star white) + RAL 7021 (black grey), optional customisation

AC input

- Main power EV Ultra 80S: 3 × 400 V + PE / 120 A
- Main power EV Ultra 240S: 3 × 400 V + PE / 350 A
- Auxiliary power: 3 × 400 V + N / 10 A
- Rated frequency (f_N): 50 Hz
- Power factor: > 0.98 at full operating speed
- Efficiency: > 95% at full operating speed

DC Output

- Nominal power EV Ultra 80S: maximum 80 kW
- Nominal power EV Ultra 240S: maximum 240 kW
- DC Plug: CCS2

Smappee EV Ultra Dual Black



The Smappee EV Ultra is a ground-mounted fast charger with two CCS2 connectors. The charging status and instructions are displayed on the integrated screen. This charger features a robust, compact, all-weather enclosure made from high-quality, recyclable materials. It also includes LED lighting for enhanced visibility and security.

Unlock Smappee's energy intelligence and charging management features with our Business subscription plan*:

- Maximize renewable energy consumption and improve overall energy efficiency.
- Reduce costs and minimize grid investment with dynamic load management.
- Monitor multiple chargers remotely and set up priority charging.
- Make chargers public with our CPO add-on, manage rates, and integrate Smappee Pay Station.
- Get over-the-air updates to always have the latest features and improvements and to cope with the cars' firmware changes.

**The Business subscription plan is priced per connector and per month. Additional add-ons are available based on your needs.*

Dimensions

- Charging station: 1870 mm × 920 mm × 325 mm
- Charging cable: 3.25 m

Weight

- EV Ultra 40D: 240 kg
- EV Ultra 120D: 340 kg
- EV Ultra anchor: 23 kg

Operating temperature

-25 °C to 50 °C (derating from 40 °C)

Storage temperature

-25 °C to 70 °C

Relative humidity

0 % - 95 %, non-condensing

Operating altitude

0 - 2000 m

Standards

IEC 61851-21, ISO 15118, DIN SPEC 70121

Product certification

CE, optional Eichrecht certified

Connectivity

- Ethernet 100BASE-T (with fallback to 4G in case of connection loss)
- 4G Modem

Communication protocol

OCPP 1.6 J, ready for update to OCPP 2.0.1

Interfaces

- Information status: 6.5" RGB Display
- Session activation: QR code / RFID (Optional Smappee Pay Station)

Mounting method

Ground, with supplied anchor

Enclosure

- Material: powder coated Magnelis
- Standard colour: RAL 7021 (black grey), optional customisation


AC input

- Main power EV Ultra 40D: 3 × 400 V + PE / 120 A
- Main power EV Ultra 120D: 3 × 400 V + PE / 350 A
- Auxiliary power: 3 × 400 V + N / 10 A
- Rated frequency (f_N): 50 Hz
- Power factor: > 0.98 at full operating speed
- Efficiency: > 95% at full operating speed

DC Output

- Nominal power EV Ultra 40D: Charging point: maximum 40 kW
Charging station: maximum 80kW
- Nominal power EV Ultra 120D: Charging point: maximum 120 kW
Charging station: maximum 240 kW
- DC Plug: CCS2

Smappee EV Ultra Dual White



The Smappee EV Ultra is a ground-mounted fast charger with two CCS2 connectors. The charging status and instructions are displayed on the integrated screen. This charger features a robust, compact, all-weather enclosure made from high-quality, recyclable materials. It also includes LED lighting for enhanced visibility and security.

Unlock Smappee's energy intelligence and charging management features with our Business subscription plan*:

- Maximize renewable energy consumption and improve overall energy efficiency.
- Reduce costs and minimize grid investment with dynamic load management.
- Monitor multiple chargers remotely and set up priority charging.
- Make chargers public with our CPO add-on, manage rates, and integrate Smappee Pay Station.
- Get over-the-air updates to always have the latest features and improvements and to cope with the cars' firmware changes.

**The Business subscription plan is priced per connector and per month. Additional add-ons are available based on your needs.*

Dimensions

- Charging station: 1870 mm × 920 mm × 325 mm
- Charging cable: 3.25 m

Weight

- EV Ultra 40D: 240 kg
- EV Ultra 120D: 340 kg
- EV Ultra Anchor: 23 kg

Operating temperature

-25 °C to 50 °C (derating from 40 °C)

Storage temperature

-25 °C to 70 °C

Relative humidity

0 % - 95 %, non-condensing

Operating altitude

0 - 2000 m

Standards

IEC 61851-21, ISO 15118, DIN SPEC 70121

Product certification

CE, optional Eichrecht certified

Connectivity

- Ethernet 100BASE-T (with fallback to 4G in case of connection loss)
- 4G Modem

Communication protocol

OCPP 1.6 J, ready for update to OCPP 2.0.1

Interfaces

- Information status: 6.5" RGB Display
- Session activation: QR code / RFID (Optional Smappee Pay Station)

Mounting method

Ground, with supplied anchor

Enclosure

- Material: powder coated Magnelis
- Standard colours: RAL 9016 (star white) + RAL 7021 (black grey), optional customisation

AC input

- Main power EV Ultra 40D: 3 × 400 V + PE / 120 A
- Main power EV Ultra 120D: 3 × 400 V + PE / 350 A
- Auxiliary power: 3 × 400 V + N / 10 A
- Rated frequency (f_N): 50 Hz
- Power factor: > 0.98 at full operating speed
- Efficiency: > 95% at full operating speed


DC Output

- Nominal power EV Ultra 40D: Charging point: maximum 40 kW Charging station: maximum 80kW
- Nominal power EV Ultra 120D: Charging point: maximum 120 kW Charging station: maximum 240 kW
- DC Plug: CCS2

Smappee EV Ultra Satellite

Coming soon

subject to change



The Smappee EV Ultra Satellite is a ground-mounted fast charger that, when paired with our Power Units, can deliver up to 400kW per cable. It comes with one or two CCS2 connectors, which can be configured on one or both sides. The charging status and instructions are displayed on the integrated screen. This charger features a robust, compact, all-weather enclosure made from high-quality, recyclable materials. It also includes LED lighting for enhanced visibility and security.

Unlock Smappee's energy intelligence and charging management features with our business subscription plan*:

- Maximize renewable energy consumption and improve overall energy efficiency.
- Reduce costs and minimize grid investment with dynamic load management.
- Monitor multiple chargers remotely and set up priority charging.
- Make chargers public with our CPO add-on, manage rates, and integrate Smappee Pay Station.
- Get over-the-air updates to always have the latest features and improvements and to cope with the cars' firmware changes.

**The Business subscription plan is priced per connector and per month. Additional add-ons are available based on your needs.*

Dimensions

- Charging station: 1870 mm x 920 mm x 325 mm
- Charging cable: standard 3.25 m, optional 5 m and 7 m with cable management

Weight

- Charging station: 240 kg
- Anchor: 22.5 kg

Operating temperature

-25 °C to 50 °C

Storage temperature

-25 °C to 70 °C

Relative humidity

0 % - 95 %, non-condensing

Operating altitude

0 - 2.000 m

Standards

IEC 61851-21, ISO 15118, DIN SPEC 70121

Product certification

CE, Eichrecht compliant

Connectivity

Ethernet 1000BASE-T (with fallback to 4G in case of connection loss)

Communication protocol

OCPP 1.6 J, ready for update to OCPP 2.0.1

Interfaces

- Information status: 6.5" RGB Display per connector
- Session activation: QR code / RFID (Optional Smappee Pay Station)

Mounting method

Ground, with supplied anchor

Enclosure

- Material: powder coated Magnelis
- Standard colour: RAL 7021 (black grey) optional customisation
- Rating: IP 54 / IK 10
- Acoustic noise: 0 dB - 60 dB
- Indoor / outdoor use

Satellite variants

- EV Ultra SAT 240S
- EV Ultra SAT 480D
- EV Ultra SAT 400S
- EV Ultra SAT 800D

Power Unit variants for DC input, examples

- 1 × 240 kW from PU to SAT 240S
- 1 × 240 kW from PU to SAT 400S*
- 2 × 240 kW from PU to SAT 480D
- 1 × 480 kW from PU to SAT 400S
- 2 × 480 kW from PU to SAT 800D

**To avoid cable derating for continuous 240 kW charging*


Cable specifications

- 240S/ 240D: cable 240 kW, 1000 V, 250 A continuous, 500 A boost.
- 480S/ 480D: cable 480 kW, 1000 V, 375 A continuous, 600 A boost.

Smappee EV Ultra Power Unit

Coming soon

subject to change



The EV Ultra Power Unit is a ground-mounted, flexible, and scalable machine that converts AC power into DC. Each unit can deliver 240kW and can be combined to distribute high amounts of DC power through all connected Satellites.

Unlock Smappee's energy intelligence and charging management features with our business subscription plan*:

- Maximize renewable energy consumption and improve overall energy efficiency.
- Reduce costs and minimize grid investment with dynamic load management.
- Monitor multiple chargers remotely and set up priority charging.
- Make chargers public with our CPO add-on, manage rates, and integrate Smappee Pay Station.
- Get over-the-air updates to always have the latest features and improvements and to cope with the cars' firmware changes.

**The Business subscription plan is priced per connector and per month. Additional add-ons are available based on your needs.*

Dimensions

1870 mm × 920 mm × 325 mm

Weight

- Power Unit: 240 kg
- Anchor: 22.5 kg

Operating temperature

-25 °C to 50 °C (derating from 40 °C)

Storage temperature

-25 °C to 70 °C

Relative humidity

0 % - 95 %, non-condensing

Operating altitude

0 - 2000 m

Standards

IEC 61851-21

Product certification

CE

Mounting method

Ground, with supplied anchor

Enclosure

- Material: powder coated Magnelis
- Standard colours: RAL9016 (star white) + RAL 7021 (black grey), optional customisation
- Rating: IP 54 / IK 10
- Acoustic noise: 0 dB - 70 dB
- Indoor / outdoor use

AC input

- Main power: 3 × 400 V + PE / 350 A
- Auxiliary power: 3 × 230 V + N / 10 A
- Rated frequency (f_N): 50 Hz
- Power factor: > 0.98 at full capacity
- Efficiency: > 95 % at full capacity

Power Unit variants


- EV Ultra PU 240S:
1 Power Unit 1 × 240 kW
- EV Ultra PU 480D:
2 Power Unit 2 × 240 kW
- EV Ultra PU 960D:
4 Power Unit 2 × 480 kW

Power Unit DC output to Satellites, examples

- EV Ultra PU 240D:
1 × 240 kW to EV Ultra SAT 240S
- EV Ultra PU 480D:
2 × 240 kW to EV Ultra SAT 480D
- EV Ultra PU 480D:
1 × 480 kW to EV Ultra SAT 400S
- EV Ultra PU 960D:
2 × 480 kW to EV Ultra SAT 800D

The maximum distance between the Power Unit and the Satellite is 50 m.

Smappee EV Base Business



The Smappee EV Base is a ground-mounted EV charging station with two connectors. Designed for easy installation, it has a simple cable configuration and installation wizard. The integrated LED lighting indicates the charging status and provides ample visibility in the parking area. Available with fixed cables or sockets, the EV Base supports multiple payment options via RFID and QR codes.

Unlock Smappee's energy intelligence and charging management features with our business subscription plan*:

- Maximize renewable energy consumption and improve overall energy efficiency.
- Reduce costs and minimize grid investment with dynamic load management.
- Monitor multiple chargers remotely and set up priority charging.
- Make chargers public with our CPO add-on, manage rates, and integrate Smappee Pay Station.
- Get over-the-air updates to always have the latest features and improvements and to cope with the cars' firmware changes.

**The Business subscription plan is priced per connector and per month. Additional add-ons are available based on your needs.*

Dimensions

- Charging station: 1200 mm × 600 mm × 150 mm
- Charging cables: 5 m

Weight

- Charging station with sockets: 33 kg
- Charging station with sockets with shutter: 33 kg
- Charging station with cables: 39.5 kg

Operating temperature

-25 °C to 40 °C

Storage temperature

-25 °C to 60 °C

Relative humidity

0 % - 95 %, non-condensing

Operating altitude

0 - 2000 m

Standards

IEC 61851-1, AS/NZS 3820

Product certification

CE, ACMA

Connectivity

Ethernet 100BASE-T

Communication protocol

OCPP 1.6 J, ready for update to OCPP 2.0.1

Mounting method

Ground

Enclosure

- Material: Magnelis (rear plate), aluminium (front and sides)
- Rating: IP 54 / IK 10
- Standard colour: RAL 9016 (star white) + RAL 7021 (black grey)

Integrated Residual Current Protection

Per charging point:
6 mA DC / 30 mA RCD Type A

Required External Protection

Per charging point: circuit breaker of maximum 40 A, type B or C

Charging

- Main power: 230 V/400 V, 32 A
- Maximum nominal power per charging point:
Single-phase connection: 7.4 kW
Three-phase connection: 22 kW
- Charge mode: Mode 3 (IEC 61851)
- Activation method: Plug and charge, swipe RFID, scan QR code, optional Pay Station
- Information status: RGB LED
- MID metering, certified class B

Connectors

2 x fixed cable with type 2 connector
or 2 x type 2 socket - optional shutter

Shutter variant (only for the French market) does not include 30 mA RCD

Smappee EV Base

Business Black



The Smappee EV Base is a ground-mounted EV charging station with two connectors. Designed for easy installation, it has a simple configuration and installation wizard. The integrated LED lighting indicates the charging status and provides ample visibility in the parking area. Only available with sockets, the EV Base Black supports multiple payment options via RFID and QR codes.

Unlock Smappee's energy intelligence and charging management features with our business subscription plan*:

- Maximize renewable energy consumption and improve overall energy efficiency.
- Reduce costs and minimize grid investment with dynamic load management.
- Monitor multiple chargers remotely and set up priority charging.
- Make chargers public with our CPO add-on, manage rates, and integrate Smappee Pay Station.
- Get over-the-air updates to always have the latest features and improvements and to cope with the cars' firmware changes.

*The Business subscription plan is priced per connector and per month. Additional add-ons are available based on your needs.

Dimensions

1200 mm × 600 mm × 150 mm

Weight

- Charging station with sockets: 33 kg
- Charging station with sockets and shutter: 33 kg
- Charging station with cables: 39.5 kg

Operating temperature

-25 °C to 40 °C

Storage temperature

-25 °C to 60 °C

Relative humidity

0 % - 95 %, non-condensing

Operating altitude

0 - 2000 m

Standards

IEC 61851-1, AS/NZS 3820

Product certification

CE, ACMA

Connectivity

Ethernet 100BASE-T

Communication protocol

OCPP 1.6 J, ready for update to OCPP 2.0.1

Mounting method

Ground

Enclosure

- Material: Magnelis (rear plate), aluminium (front and sides)
- Rating: IP 54 / IK 10
- Standard colour: RAL 7021 (black grey)

Integrated Residual Current Protection

Per charging point:
6 mA DC / 30 mA RCD Type A

Required External Protection

Per charging point: circuit breaker of maximum 40 A, type B or C

Charging

- Main power: 230 V/400 V, 32 A
- Maximum nominal power per charging point:
Single-phase connection: 7.4 kW
Three-phase connection: 22 kW
- Charge mode: Mode 3 (IEC 61851)
- Activation method: Plug and charge, swipe RFID, scan QR code, optional Pay Station
- Information status: RGB LED
- MID metering, certified class B

Connectors

2 x type 2 socket - optional shutter

Shutter variant (only for the French market) does not include 30 mA RCD

Smappee EV Wall Business



The Smappee EV Wall is a wall-mounted EV charging station with one connector. Designed for easy installation it has a simple cable configuration and installation wizard. The integrated LED lighting indicates the charging status and provides ample visibility in the parking area. Available with a fixed cable or socket, the EV Wall supports multiple payment options via QR codes or RFID.

Unlock Smappee's energy intelligence and charging management features with our business subscription plan*:

- Maximize renewable energy consumption and improve overall energy efficiency.
- Reduce costs and minimize grid investment with dynamic load management.
- Monitor multiple chargers remotely and set up priority charging.
- Make chargers public with our CPO add-on, manage rates, and integrate Smappee Pay Station.
- Get over-the-air updates to always have the latest features and improvements and to cope with the cars' firmware changes.

**The Business subscription plan is priced per connector and per month. Additional add-ons are available based on your needs.*

Dimensions

- Charging station: 300 mm × 300 mm × 110 mm
- Charging cable: 8 m

Weight

- Charging station with socket: 7.3 kg
- Charging station with socket and shutter: 7.4 kg
- Charging station with cable and cableholder: 12.4 kg

Operating temperature

-25 °C to 40 °C

Storage temperature

-25 °C to 60 °C

Relative humidity

0 % - 95 %, non-condensing

Operating altitude

0 - 2000 m

Standards

IEC 61851-1, AS/NZS 3820

Product certification

CE, ACMA

Connectivity

Ethernet 100BASE-T

Communication protocol

OCPP 1.6 J, ready for update to OCPP 2.0.1

Mounting method

Wall

Enclosure

- Material: Magnelis (structure), aluminium (front plate)
- Rating: IP54 / IK10
- Standard colours: RAL 9016 (star white) + RAL 7021 (black grey)

Integrated Residual Current Protection

6 mA DC / 30 mA RCD type A

Required external protection

Circuit breaker of maximum 40 A, type B or C

Charging

- Main power: 230 V/400 V, 32 A
- Maximum nominal power
Single-phase connection: 7.4 kW
Three-phase connection: 22 kW
- Charge mode: Mode 3 (IEC 61851)
- Activation method: Plug and charge, swipe RFID, scan QR code, optional Pay Station
- Information status: RGB LED
- MID metering, certified class B

Connectors

1 × fixed cable with type 2 connector or 1 × type 2 socket (right) - optional shutter

Shutter variant (only for the French market) does not include 30 mA RCD

Smappee EV Wall

Business black



The Smappee EV Wall is a wall-mounted EV charging station with one connector. Designed for easy installation it has a simple cable configuration and installation wizard. The integrated LED lighting indicates the charging status and provides ample visibility in the parking area. Only available with a fixed cable, the EV Wall Black supports multiple payment options via QR codes or RFID.

Unlock Smappee's energy intelligence and charging management features with our business subscription plan*:

- Maximize renewable energy consumption and improve overall energy efficiency.
- Reduce costs and minimize grid investment with dynamic load management.
- Monitor multiple chargers remotely and set up priority charging.
- Make chargers public with our CPO add-on, manage rates, and integrate Smappee Pay Station.
- Get over-the-air updates to always have the latest features and improvements and to cope with the cars' firmware changes.

**The Business subscription plan is priced per connector and per month. Additional add-ons are available based on your needs.*

Dimensions

- Charging station: 300 mm × 300 mm × 110 mm
- Charging cable: 8 m

Weight

- Charging station with socket: 7.3 kg
- Charging station with socket and shutter: 7.4 kg
- Charging station with cable and cableholder: 12.4 kg

Operating temperature

-25 °C to 40 °C

Storage temperature

-25 °C to 60 °C

Relative humidity

0 % - 95 %, non-condensing

Operating altitude

0 - 2000 m

Standards

IEC 61851-1, AS/NZS 3820

Product certification

CE, ACMA

Connectivity

Ethernet 100BASE-T

Communication protocol

OCPP 1.6 J, ready for update to OCPP 2.0.1

Mounting method

Wall

Enclosure

- Material: Magnelis (structure), aluminium (front plate)
- Rating: IP54 / IK10
- Standard colour: RAL 7021 (black grey)

Integrated Residual Current Protection

6 mA DC / 30 mA RCD type A

Required external protection

Circuit breaker of maximum 40 A, type B or C

Charging

- Main power: 230 V/400 V, 32 A
- Maximum nominal power
Single-phase connection: 7.4 kW
Three-phase connection: 22 kW
- Charge mode: Mode 3 (IEC 61851)
- Activation method: Plug and charge, swipe RFID, scan QR code, optional Pay Station
- Information status: RGB LED
- MID metering, certified class B

Connectors

1 × fixed cable with type 2 connector

Smappee EV Wall Eichrecht



The Smappee EV Wall Eichrecht is a wall-mounted EV charging station with one connector, only available with socket. Designed for easy installation it has a simple configuration and installation wizard. The integrated LED lighting indicates the charging status and provides ambient lighting. Charging sessions can be started and stopped via RFID or QR code.

Unlock Smappee's energy intelligence and charging management features with our business subscription plan*:

- Maximize renewable energy consumption and improve overall energy efficiency.
- Reduce costs and minimize grid investment with dynamic load management.
- Monitor multiple chargers remotely and set up priority charging.
- Make chargers public with our CPO add-on, manage rates, and integrate Smappee Pay Station.
- Get over-the-air updates to always have the latest features and improvements and to cope with the cars' firmware changes

**The Business subscription plan is priced per connector and per month. Additional add-ons are available based on your needs.*

Dimensions

300 mm × 300 mm × 110 mm

Weight

Charging station with socket: 7.3 kg

Operating temperature

-25 °C to 40 °C

Storage temperature

-25 °C to 60 °C

Relative humidity

0 % - 95 %, non-condensing

Operating altitude

0 - 2000 m

Standards

IEC 61851-1

Product certification

CE, Eichrecht compliant

Connectivity

Ethernet 100BASE-T

Communication protocol

OCPP 1.6 J, ready for update to OCPP 2.0.1

Mounting method

Wall

Enclosure

- Material: Magnelis (structure), aluminium (front plate)
- Rating: IP54 / IK10
- Standard colours: RAL 9016 (star white) + RAL 7021 (black grey)

Integrated Residual Current Protection

6 mA DC / 30 mA RCD type A

Required external protection

Circuit breaker of maximum 40 A, type B or C

Charging

- Main power: 230 V/400 V, 32 A
- Maximum nominal power
Single-phase connection: 7.4 kW
Three-phase connection: 22 kW
- Charge mode: Mode 3 (IEC 61851)
- Activation method: Plug and charge, swipe RFID, scan QR code, optional Pay Station
- Information status: RGB LED
- MID metering, certified class B, Eichrecht certified

Connectors

1 × type 2 socket (right)

Smappee EV One Business



The Smappee EV One is a ground-mounted EV charging station with one connector. Designed for easy installation, it has a simple configuration and installation wizard. The integrated LED lighting indicates the charging status and provides ample visibility in the parking area. Available with a Type 2 socket, the EV One supports multiple payment options via RFID or QR codes.

Unlock Smappee's energy intelligence and charging management features with our business subscription plan*:

- Maximize renewable energy consumption and improve overall energy efficiency.
- Reduce costs and minimize grid investment with dynamic load management.
- Monitor multiple chargers remotely and set up priority charging.
- Make chargers public with our CPO add-on, manage rates, and integrate Smappee Pay Station.
- Get over-the-air updates to always have the latest features and improvements and to cope with the cars' firmware changes.

**The Business subscription plan is priced per connector and per month. Additional add-ons are available based on your needs.*

Dimensions

- Charging station: 1100 mm × 120 mm × 120 mm
- Floorplate: 300 mm × 300 mm × 50 mm

Weight

- Charging station: 12.3 kg
- Floorplate: 3.2 kg

Operating temperature

-25 °C to 40 °C

Storage temperature

-25 °C to 60 °C

Relative humidity

0 % - 95 %, non-condensing

Operating altitude

0 - 2000 m

Standards

IEC 61851-1, AS/NZS 3820

Product certification

CE, ACMA

Connectivity

Ethernet 100BASE-T

Communication protocol

OCPP 1.6 J, ready for update to OCPP 2.0.1

Mounting method

Ground, with supplied anchor or optional floorplate

Enclosure

- Material: Magnelis (structure), aluminium (housing)
- Rating: IP54 / IK10
- Standard colour: RAL 7021 (black grey)

Integrated Residual Current Protection

6 mA DC / 30 mA RCD type A

Required external protection

Circuit breaker of maximum 40 A, type B or C

Charging

- Main power: 230 V/400 V, 32 A
- Maximum nominal power
Single-phase connection: 7.4 kW
Three-phase connection: 22 kW
- Charge mode: Mode 3 (IEC 61851)
- Activation method: Plug and charge, swipe RFID, scan QR code, optional Pay Station
- Information status: RGB LED
- MID metering, certified class B

Connectors

1 × type 2 socket with shutter

Smappee Pay Station



The Smappee Pay Station is a floor-mounted point of payment that operates with a kiosk concept. You can easily link multiple AC and DC charging points to a single pay station, saving space and costs. It can also be added to existing charging hubs and supports third-party chargers when integrated with Smappee's backend. It accepts payments via Visa®, Mastercard®, Apple Pay® and Google Pay®. The Smappee Pay Station ensures compliance with AFIR requirements and operates under a flexible license model.

The Smappee Pay Station can only be activated and used in conjunction with Smappee's CPO module.

© All trademarks are property of their respective owners

Dimensions

- Pay Station: 1454 × 120 × 120 mm
- Floorplate: 300 × 300 × 50 mm

Weight

- Pay Station: 11.6 kg
- Floorplate: 3.2 kg

Operating temperature

-25 °C to 50 °C

Storage temperature

-25 °C to 60 °C

Relative humidity

0 % - 95 %, non-condensing

Operating altitude

0 - 2.000 m

Product certification

CE, PCI PTS 6.X, EMVL1/L2, payWave, PayPass, ExperssPay, D-PAS, InteracFlash, J-Speedy, FeliCa, UnionPay UICS, TQM, Mifare, DESfire

Display

5" Color TFT LCD with capacitive touch panel

Connectivity

- Ethernet 100BASE-T
- 4G LTE

Standard payment options

- Visa and Mastercard: Prepaid, Debit or Credit cards
- Apple pay, Google pay

Mounting method

Ground, with supplied anchor or optional floorplate

Enclosure

- Material: Magnelis (structure), aluminium (housing)
- Rating: IP 54 / IK 10
- Colour: RAL 7021 (black grey)

Rating

110 to 240 V - 20 W - 50 Hz / 60 Hz

Smappee BESS 1000

Coming soon

subject to change



The 1000 kWh battery system has a 0.5 C capacity. It is ready for use and is suitable for outdoor environments. It features a fully integrated DC all-in-one design and is ecosystem ready. The integrated system includes battery modules, power inverters, HVB, power distribution box, UPS, FFS, air-conditioner and all necessary safety equipment.

The BESS 1000 comes with an AI-driven energy management system (EMS) for power trading, optimizing energy costs (including Belpex contracts and capacity fees) and reducing CAPEX to enhance power capabilities.

This product is available in Belgium. Coming soon to other markets.

Dimensions

6058 mm × 2438 mm × 2591 mm

Weight

16,000 kg

Operating temperature

-20 °C to 55 °C
(derating from 45 °C to 65 °C)

Ambient temperature

0 °C to 40 °C

Storage temperature

20 °C to 30 °C

Relative humidity

0 % - 95 %, non-condensing

Operating altitude

0 - 3000 m

Standards

EN 50549, IEC 61000, IEC 62477,
IEC 62619, UL9 540A, GB / T36276

Product certification

CE, Synergrid, VDE, G99

Connectivity

- Ethernet 100BASE-T
- LTE CAT M1 (4G)

Mounting method

Ground

Cathode technology

Li-FeP

Enclosure

- Material: SPA-h
- Standard colours: RAL 7021 (black grey) + RAL 9016 (star white) or wooden cladding
- Rating: IP 54 / IK 10
- Acoustic noise: 0 dB – 75 dB
- Indoor/outdoor use

Nominal input

- Maximum storage: 1000 kWh
- Operating voltage range: DC580V~DC900V
- Maximum charge/discharge power 500 kW (0,5 C)
- 6000 cycles @25 °C: 80% SOH*
- 8000 cycles @25 °C: 70% SOH*
- Room temperature calendar life: 15 years

*State of Health (SOH)

Integrated protective measures

Equipped with gas detector and gas exhaust fan in accordance with EN IEC standards

Smappee BESS 600

Coming soon

subject to change



The 600 kWh battery system has a 0.5 C capacity. It is ready for use and is suitable for outdoor environments. It features a fully integrated DC all-in-one design and is ecosystem ready. The integrated system includes battery modules, power inverters, HVB, power distribution box, UPS, FFS, air-conditioner and all necessary safety equipment.

The BESS 600 comes with an AI-driven energy management system (EMS) for power trading, optimizing energy costs (including Belpex contracts and capacity fees) and reducing CAPEX to enhance power capabilities.

This product is available in Belgium. Coming soon to other markets.

Dimensions

3000 mm × 2438 mm × 2591 mm

Weight

10,000 kg

Operating temperature

-20 °C to 55 °C
(derating from 45 °C to 65 °C)

Ambient temperature

0 °C to 40 °C

Storage temperature

20 °C to 30 °C

Relative humidity

0 % - 95 %, non-condensing

Operating altitude

0 - 3000 m

Standards

EN 50549, IEC 61000, IEC 62477,
IEC 62619, UL9 540A, GB / T36276

Product certification

CE, Synergrid, VDE, G99

Connectivity

- Ethernet 100BASE-T
- LTE CAT M1 (4G)

Mounting method

Ground

Cathode technology

Li-FeP

Enclosure

- Material: SPA-h
- Standard colours: RAL 7021 (black grey) + RAL9016 (star white) or wooden cladding
- Rating: IP 54 / IK 10
- Acoustic noise: 0 dB – 75 dB
- Indoor/outdoor use

Nominal input

- Maximum storage: 600 kWh
- Operating voltage range: DC580V~DC900V
- Maximum charge/discharge power 300 kW (0,5 C)
- 6000 cycles @25 °C: 80% SOH*
- 8000 cycles @25 °C: 70% SOH*
- Room temperature calendar life: 15 years

*State of Health (SOH)

Integrated protective measures

Equipped with gas detector and gas exhaust fan in accordance with EN IEC standards

Home Solutions



Smappee EV Wall Lite



The Smappee EV Wall is a wall-mounted EV charging station with one connector and is only available with socket. Designed for easy installation, it has a simple configuration and installation wizard. The integrated LED lighting indicates the charging status and provides ample visibility in the parking area.

The EV Wall Lite Pack comes with a free subscription*, including basic charging functionalities such as:

- Static overload protection by manually setting up a fixed maximum current.
- Real-time historical charging costs via the Smappee App.
- Secure OCPP for high-level data protection.
- RFID and whitelisting for control user access and charging.

**Upgrade from Lite to Smart with the Startup Kit which includes a 5-year subscription to Smappee's energy intelligence and charging management modules.*

Dimensions

300 mm × 300 mm × 110 mm

Weight

Charging station with socket: 7.3 kg

Operating temperature

-25 °C to 40 °C

Storage temperature

-25 °C to 60 °C

Relative humidity

0 % - 95 %, non-condensing

Operating altitude

0 - 2000 m

Standards

IEC 61851-1

Product certification

CE

Connectivity

- Wi-Fi 2.4 GHz
- Ethernet 100BASE-T

Communication protocol

OCPP 1.6 J, ready for update to OCPP 2.0.1

Mounting method

Wall

Enclosure

- Material: Magnelis (structure), aluminium (front plate)
- Rating: IP54 / IK10
- Standard colours: RAL 9016 (star white) + RAL 7021 (black grey)

Integrated Residual Current Protection

6 mA DC

Required external protection

- Circuit breaker of maximum 40 A, type B or C
- 30 mA RCD type A or B (according to local regulations)

Charging

- Main power: 230 V/400 V, 32 A
- Maximum nominal power
Single-phase connection: 7.4 kW
Three-phase connection: 22 kW
- Charge mode: Mode 3 (IEC 61851)
- Activation method: Plug and charge, swipe RFID
- Information status: RGB LED
- kWh meter compliant with IEC 62053-21 and accuracy of 1%

Connectors

1 × type 2 socket (right) - optional shutter

Shutter variant (only for the French market) does not include 30 mA RCD

Smappee EV Wall Home



The Smappee EV Wall is a wall-mounted EV charging station with one connector. Designed for easy installation, it has a simple cable configuration and installation wizard. The integrated LED lighting indicates the charging status and provides ample visibility in the parking area. Available with a fixed cable or socket, the EV Wall supports multiple payment options via QR code or RFID.

The EV Wall Home pack includes a 5-year subscription to the Smart subscription plan*, which includes all the features on the Lite plan plus:

- Real-time and historical energy data on grid, solar, and always-on consumption via the Smappee App.
- Autonomous overload protection for your home and electrical systems
- Solar and self-consumption optimization.
- Smart EV charging schedules to control when and how to charge.
- Over-the-air updates for both the charger and the app.

**The Smart subscription plan unlocks Smappee's energy intelligence and charging management modules. Additional add-ons are available depending on your needs.*

Dimensions

- Charging station: 300 mm × 300 mm × 110 mm
- Charging cable: 8 m

Weight

- Charging station with socket: 7.3 kg
- Charging station with socket and shutter: 7.4 kg
- Charging station with cable and holder: 12.4 kg

Operating temperature

-25 °C to 40 °C

Storage temperature

-25 °C to 60 °C

Relative humidity

0 % - 95 %, non-condensing

Operating altitude

0 - 2000 m

Standards

IEC 61851-1

Product certification

CE

Connectivity

- Wi-Fi 2.4 GHz
- Ethernet 100BASE-T

Communication protocol

OCPP 1.6 J, ready for update to OCPP 2.0.1

Mounting method

Wall

Enclosure

- Material: Magnelis (structure), aluminium (front plate)
- Rating: IP54 / IK10
- Standard colours: RAL 9016 (star white) + RAL 7021 (black grey)

Integrated Residual Current Protection

6 mA DC / 30 mA RCD type A

Required external protection

Circuit breaker of maximum 40 A, type B or C

Integrated Energy Management

Grid and solar measurements

Charging

- Main power: 230 V/400 V, 32 A
- Maximum nominal power
Single-phase connection: 7.4 kW
Three-phase connection: 22 kW
- Charge mode: Mode 3 (IEC 61851)
- Activation method: Plug and charge, swipe RFID, scan QR code
- Information status: RGB LED
- kWh meter compliant with IEC 62053-21 and accuracy of 1%

Connectors

1 x fixed cable with type 2 connector or 1 x type 2 socket (right) - optional shutter

Shutter variant (only for the French market) does not include 30 mA RCD

Smappee EV Wall

Home Black



The Smappee EV Wall is a wall-mounted EV charging station with one connector and is only available with a fixed cable. Designed for easy installation it has a simple cable configuration and installation wizard. The integrated LED lighting indicates the charging status and provides ample visibility in the parking area.

The EV Wall Home pack includes a 5-year subscription to the Smart subscription plan*, which includes all the features on the Lite plan plus:

- Real-time and historical energy data on grid, solar, and always-on consumption via the Smappee App.
- Autonomous overload protection for your home and electrical systems.
- Solar and self-consumption optimization.
- Smart EV charging schedules to control when and how to charge.
- Over-the-air updates for both the charger and the app.

**The Smart subscription plan unlocks Smappee's energy intelligence and charging management modules. Additional add-ons are available depending on your needs.*

Dimensions

- Charging station: 300 mm × 300 mm × 110 mm
- Charging cable: 8 m

Weight

- Charging station with socket: 7.3 kg
- Charging station with socket and shutter: 7.4 kg
- Charging station with cable and holder: 12.4 kg

Operating temperature

-25 °C to 40 °C

Storage temperature

-25 °C to 60 °C

Relative humidity

0 % - 95 %, non-condensing

Operating altitude

0 - 2000 m

Standards

IEC 61851-1

Product certification

CE

Connectivity

- Wi-Fi 2.4 GHz
- Ethernet 100BASE-T

Communication protocol

OCPP 1.6 J, ready for update to OCPP 2.0.1

Mounting method

Wall

Enclosure

- Material: Magnelis (structure), aluminium (front plate)
- Rating: IP54 / IK10
- Standard colour: RAL 7021 (black grey)

Integrated Residual Current Protection

6 mA DC / 30 mA RCD type A

Required external protection

Circuit breaker of maximum 40 A, type B or C

Integrated Energy Management

Grid and solar measurements

Charging

- Main power: 230 V/400 V, 32 A
- Maximum nominal power
Single-phase connection: 7.4 kW
Three-phase connection: 22 kW
- Charge mode: Mode 3 (IEC 61851)
- Activation method: Plug and charge, swipe RFID, scan QR code
- Information status: RGB LED
- kWh meter compliant with IEC 62053-21 and accuracy of 1%

Connectors

1 × fixed cable with type 2 connector (right)

Smappee EV One Home



The Smappee EV One is a floor-mounted EV charging station with one connector, available with a type 2 socket with shutter. Designed for easy installation, it has a simple cable configuration and installation wizard. The integrated LED lighting indicates the charging status and provides ample visibility in the parking area.

The EV One Home pack includes a 5-year subscription to the Smart subscription plan*, which includes all the features on the Lite plan plus:

- Real-time and historical energy data on grid, solar, and always-on consumption via the Smappee App.
- Autonomous overload protection for your home and electrical systems
- Solar and self-consumption optimization.
- Smart EV charging schedules to control when and how to charge.
- Over-the-air updates for both the charger and the app.

**The Smart subscription plan unlocks Smappee's energy intelligence and charging management modules. Additional add-ons are available depending on your needs.*

Dimensions

- Charging station: 1100 mm × 120 mm × 120 mm
- Floorplate: 300 mm x 300 mm x 50 mm

Weight

- Charging station: 12.3 kg
- Floorplate: 3.2 kg

Operating temperature

-25 °C to 40 °C

Storage temperature

-25 °C to 60 °C

Relative humidity

0 % - 95 %, non-condensing

Operating altitude

0 - 2000 m

Standards

IEC 61851-1, AS/NZS 3820

Product certification

CE, ACMA

Connectivity

Ethernet 100BASE-T

Communication protocol

OCPP 1.6 J, ready for update to OCPP 2.0.1

Mounting method

Ground, with supplied anchor or optional floorplate

Enclosure

- Material: Magnelis (structure), aluminium (housing)
- Rating: IP54 / IK10
- Standard colour: RAL 7021 (black grey)

Integrated Residual Current Protection

6 mA DC / 30 mA RCD type A

Required external protection

Circuit breaker of maximum 40 A, type B or C

Integrated Energy Management

Grid and solar measurements

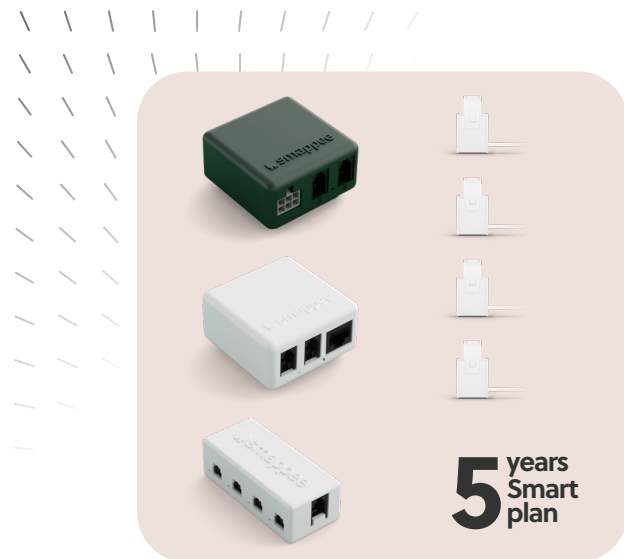
Charging

- Main power: 230 V/400 V, 32 A
- Maximum nominal power
Single-phase connection: 7.4 kW
Three-phase connection: 22 kW
- Charge mode: Mode 3 (IEC 61851)
- Activation method: Plug and charge, swipe RFID, scan QR code
- Information status: RGB LED
- kWh meter compliant with IEC 62053-21 and accuracy of 1%

Connectors

1 × type 2 socket with shutter

Smappee Smartup Kit Infinity



Smappee's Smartup Kit Infinity unlocks Energy Intelligence and Smart Charging for your charger. The kit includes a 5-year subscription to the Smart plan and is compatible with both the EV Wall and EV One for home charging. It's ideal when solar metering is desired, providing enhanced energy management and efficiency.

The Smart Plan subscription unlocks all the features on the Lite pack plus:

- Real-time and historical energy data on grid, solar, and always-on consumption via the Smappee App.
- Autonomous overload protection for your home and electrical systems
- Solar and self-consumption optimization.
- Smart EV charging schedules to control when and how to charge.
- Over-the-air updates for both the charger and the app.

This product is coming soon.

Smappee Smartup Kit P1



Smappee's Smartup Kit P1 unlocks Energy Intelligence and Smart Charging capabilities for your charger. This kit includes a 5-year subscription to the Smart plan and is compatible with both the EV Wall and EV One for home charging. Ideal for digital meters, it ensures optimal energy management and efficiency.

The Smart Plan subscription unlocks all the features on the Lite pack plus:

- Real-time and historical energy data on grid and always-on consumption via the Smappee App.
- Autonomous overload protection for your home and electrical systems
- Smart EV charging schedules to control when and how to charge.
- Over-the-air updates for both the charger and the app.

This product is coming soon.

Dimensions

55 × 55 × 26.6 mm

Weight

50 g

Operating temperature

-10 °C to 60 °C

Storage temperature

-20 °C to 90 °C

Relative humidity

0 % - 95 %, non-condensing

Operating altitude

0 – 2,000 m

EMC

IEC 61326-1

Spectrum

EN 300 328 V2.1.1

Product certifications


CE

Connectivity

Wi-Fi 2.4 GHz

Accessories included

- Wall mounting plate
- 1 x P1 cable



smappee.com
info@smappee.com

Follow us

