


# Smappee EV Dual Base



## EV charging for business

The Smappee EV Dual Base, the next generation AC charging station that combines sleek design with powerful technology. Suitable for businesses or public spaces, this dual-connector solution offers maximum flexibility with both socket and cable versions. It is ready for the future with support for ISO 15118-2, Plug and Charge, and it's already prepared for ISO 15118-20 and V2G. Each connector features its own intuitive display, giving users real-time charging status and pricing information at a glance.

## Essential charging features of the EV Dual Base:

- Live & historical charging sessions.
- Static and dynamic overload protection.
- Whitelisting (access control).
- Charging scheduling.

Additional features are available in the **Smart** or **Business subscription**.

Additional information can be found in the Home or Business charging brochures.

## Dimensions

1,200 mm × 600 mm × 150 mm

## Weight

- Charging station with sockets: 40.7 kg
- Charging station with cables: 45.7 kg
- Charging station with cables with shutter: 47.8 kg

**Operating temperature** -25 °C to 40 °C

**Storage temperature** -25 °C to 60 °C

**Relative humidity** 0 % - 95 %, non-condensing

**Operating altitude** 0 - 2,000 m

## Standards

- Safety: EN IEC 61851-1, EN IEC 62311
- EMC: EN IEC 61851-21-2, EN ETSI 301 489-1, EN ETSI 301 489-17, EN ETSI 301 489-52
- Radio spectrum: EN ETSI 300 220, EN ETSI 300 328, EN ETSI 301 908-13

## Product certification CE

## Connectivity

Ethernet 100BASE-T, 4G LTE-M

*Includes 5 years of 4G (LTE) connectivity*

## Communication protocol

ISO 15118 V2G, OCPP 1.6 JSON, ready for update to OCPP 2.0.1

## Mounting method

 Ground

## Enclosure

- Material: Magnelis
- Rating: IP54, IK10
- Standard colours: RAL 9016 (star white) + RAL 7021 (black grey)

## Theft protection

Safety screws

## Integrated Residual Current Protection

Per connector: 6 mA DC RCM and 30 mA C40 AC RCBO Type A 10 kA

## Required external protection

- 1 × power supply: 1 × 2P (single-phase), 1 × 3P (three-phase) or 1 × 4P (three-phase with neutral) breaker of max 80 A, type B or C (with internal use of busbar)
- 2 × power supply: 2 × 2P (single-phase), 2 × 3P (three-phase) or 2 × 4P (three-phase with neutral) breaker of maximum 40 A, type B or C
- Power supply: flexible conductors up to 16 mm<sup>2</sup> or solid conductors up to 25 mm<sup>2</sup> and power supply cable outer diameter range Ø 13 to 21 mm

## Charging

- Main power: 230 V/400 V, 32 A
- Maximum nominal power per connector: Single-phase connection: 7.4 kW Three-phase connection: 22 kW
- Charge mode: Mode 3 (IEC 61851)
- Activation method: Unauthenticated, Swipe RFID, Scan QR code, optional Pay Station
- Information status: 2.77" LCD display
- MID metering, certified class B

## Connectors

2 x IEC 62196-2 Type 2 charging cable 5 m, 2 x IEC 62196-2 Type 2 charging cable with socket 8 m or socket with integrated shutter.

*Electronic lock of socket can be locked permanently by the user*

# Smappee EV Dual

## Modular design

The Smappee EV Dual is a modular AC charging station, built to adapt to your installation needs. With a single EV Dual Core, available in socket or cable configuration, you can choose between a wall-mounted or ground-mounted setup.

## Maximum flexibility

Each version is available in black or white, giving you a total of four possible finishes with just one core. This flexible design makes the EV Dual perfect for both commercial and residential environments, allowing seamless integration into any setting.



### EV Dual Base black

EV Dual Core Socket	EVD-2332-B
EV Dual Base plate kit, black	EVD-FLOOR-KIT-B
EV Dual Base Pedestal	EVD-FLOOR-PEDESTAL



### EV Dual Base white

EV Dual Core Socket	EVD-2332-B
EV Dual Base plate kit, white	EVD-FLOOR-KIT-W
EV Dual Base Pedestal	EVD-FLOOR-PEDESTAL



### EV Dual Base black with cables

EV Dual Core Cable	EVD-2332-C5
EV Dual Base plate kit, black	EVD-FLOOR-KIT-B
EV Dual Base Pedestal	EVD-FLOOR-PEDESTAL
EV Dual Base 2 x Type 2 Cable (5 m) with cable holder	EVD-FLOOR-2C5



### EV Dual Base white with cables

EV Dual Core Cable	EVD-2332-C5
EV Dual Base plate kit, white	EVD-FLOOR-KIT-W
EV Dual Base Pedestal	EVD-FLOOR-PEDESTAL
EV Dual Base 2 x Type 2 Cable (5 m) with cable holder	EVD-FLOOR-2C5



### EV Dual Base black with shutter cables

EV Dual Core Cable	EVD-2332-C5
EV Dual Base plate kit, black	EVD-FLOOR-KIT-B
EV Dual Base Pedestal	EVD-FLOOR-PEDESTAL
EV Dual Base 2 x Type 2 Cable with shutter (8 m) with cable holder	EVD-FLOOR-2CS8



### EV Dual Base white with shutter cables

EV Dual Core Cable	EVD-2332-C5
EV Dual Base plate kit, white	EVD-FLOOR-KIT-W
EV Dual Base Pedestal	EVD-FLOOR-PEDESTAL
EV Dual Base 2 x Type 2 Cable with shutter (8 m) with cable holder	EVD-FLOOR-2CS8


# Smappee EV Dual

## Modular design

The Smappee EV Dual is a modular AC charging station, built to adapt to your installation needs. With a single EV Dual Core, available in socket or cable configuration, you can choose between a wall-mounted or ground-mounted setup.

## Maximum flexibility

Each version is available in black or white, giving you a total of four possible finishes with just one core. This flexible design makes the EV Dual perfect for both commercial and residential environments, allowing seamless integration into any setting.




### EV Dual Wall black

EV Dual Core Socket	EVD-2332-B
EV Dual Wall plate kit, black	EVD-WALL-KIT-B




### EV Dual Wall white

EV Dual Core Socket	EVD-2332-B
EV Dual Wall plate kit, white	EVD-WALL-KIT-W




### EV Dual Wall black with cables

EV Dual Core Cable	EVD-2332-C5
EV Dual Wall plate kit, black	EVD-WALL-KIT-B
EV Dual Wall 2 x Type 2 Cable (5 m) with cable holder	EVD-WALL-2C5




### EV Dual Wall white with cables

EV Dual Core Cable	EVD-2332-C5
EV Dual Wall plate kit, white	EVD-WALL-KIT-W
EV Dual Wall 2 x Type 2 Cable (5 m) with cable holder	EVD-WALL-2C5



### EV Dual Wall black with shutter cables

EV Dual Core Cable	EVD-2332-C5
EV Dual Wall plate kit, black	EVD-WALL-KIT-B
EV Dual Wall 2 x Type 2 Cable with shutter (8 m) with cable holder	EVD-WALL-2CS8



### EV Dual Wall white with shutter cables

EV Dual Core Cable	EVD-2332-C5
EV Dual Wall plate kit, white	EVD-WALL-KIT-W
EV Dual Wall 2 x Type 2 Cable with shutter (8 m) with cable holder	EVD-WALL-2CS8