

Smappee EV Dual Wall



EV charging for home and business

The Smappee EV Dual Wall, the next generation AC charging station that combines sleek design with powerful technology. Suitable for businesses, public spaces, or homes with multiple EV's. This dual-connector solution offers maximum flexibility with both socket and cable versions. It is ready for the future with support for ISO 15118-2, Plug and Charge, and it's already prepared for ISO 15118-20 and V2G. Each connector features its own intuitive display, giving users real-time charging status and pricing information at a glance.

Essential charging features of the EV Dual Wall:

- Live and historical charging sessions.
- Static and dynamic overload protection.
- Whitelisting (access control).
- Charging schedules.

Additional features are available in the **Smart** or **Business subscription**.

Additional information can be found in the Home or Business charging brochures.

Dimensions

450 mm × 450 mm × 150 mm

Weight

- Charging station with sockets: 16.6 kg
- Charging station with cables: 22.3 kg
- Charging station with shutter cables: 24.4 kg

Operating temperature -25 °C to 40 °C

Storage temperature -25 °C to 60 °C

Relative humidity 0 % - 95 %, non-condensing

Operating altitude 0 - 2,000 m

Standards

- Safety: EN IEC 61851-1, EN IEC 62311
- EMC: EN IEC 61851-21-2, EN ETSI 301 489-1, EN ETSI 301 489-17, EN ETSI 301 489-52
- Radio spectrum: EN ETSI 300 220, EN ETSI 300 328, EN ETSI 301 908-13

Product certification CE

Connectivity

Ethernet 100BASE-T, 4G LTE-M

Includes 5 years of 4G (LTE) connectivity

Communication protocol

ISO 15118 V2G, OCPP 1.6 JSON, ready for update to OCPP 2.0.1

Mounting method Wall

Enclosure

- Material: Aluminium (front plate), Magnelis (structure)
- Rating: IP54, IK10
- Standard colours: RAL 9016 (star white) + RAL 7021 (black grey)

Theft protection

Lock and key + safety screws

Integrated Residual Current Protection

Per connector: 6 mA DC RCM and 30 mA C40 AC RCBO Type A 10kA

Required external protection

- 1 × power supply: 1 × 2P (single-phase), 1 × 3P (three-phase) or 1 × 4P (three-phase with neutral) breaker of max 80 A, type B or C (with internal use of busbar)
- 2 × power supply: 2 × 2P (single-phase), 2 × 3P (three-phase) or 2 × 4P (three-phase with neutral) breaker of maximum 40 A, type B or C
- Power supply: flexible conductors up to 16 mm² or solid conductors up to 25 mm² and power supply cable outer diameter range Ø 13 to 21 mm

Charging

- Main power: 230 V/400 V, 32 A
- Maximum nominal power per connector: Single-phase connection: 7.4 kW Three-phase connection: 22 kW
- Charge mode: Mode 3 (IEC 61851)
- Activation method: Unauthenticated, Swipe RFID, Scan QR code, optional Pay Station
- Information status: 2.77" LCD display
- MID metering, certified class B

Connectors

2 x IEC 62196-2 Type 2 charging cable 5 m, 2 x IEC 62196-2 Type 2 charging cable with shutter 8 m or socket with integrated shutter.

Electronic lock of socket can be locked permanently by the user

Smappee EV Dual

Modular design

The Smappee EV Dual is a modular AC charging station, built to adapt to your installation needs. With a single EV Dual Core, available in socket or cable configuration, you can choose between a wall-mounted or ground-mounted setup.


Maximum flexibility

Each version is available in black or white, giving you a total of four possible finishes with just one core. This flexible design makes the EV Dual perfect for both commercial and residential environments, allowing seamless integration into any setting.




EV Dual Wall black

EV Dual Core Socket	EVD-2332-B
EV Dual Wall plate kit, black	EVD-WALL-KIT-B




EV Dual Wall white

EV Dual Core Socket	EVD-2332-B
EV Dual Wall plate kit, white	EVD-WALL-KIT-W




EV Dual Wall black with cables

EV Dual Core Cable	EVD-2332-C5
EV Dual Wall plate kit, black	EVD-WALL-KIT-B
EV Dual Wall 2 x Type 2 Cable (5 m) with cable holder	EVD-WALL-2C5




EV Dual Wall white with cables

EV Dual Core Cable	EVD-2332-C5
EV Dual Wall plate kit, white	EVD-WALL-KIT-W
EV Dual Wall 2 x Type 2 Cable (5 m) with cable holder	EVD-WALL-2C5



EV Dual Wall black with shutter cables

EV Dual Core Cable	EVD-2332-C5
EV Dual Wall plate kit, black	EVD-WALL-KIT-B
EV Dual Wall 2 x Type 2 Cable with shutter (8 m) with cable holder	EVD-WALL-2CS8



EV Dual Wall white with shutter cables

EV Dual Core Cable	EVD-2332-C5
EV Dual Wall plate kit, white	EVD-WALL-KIT-W
EV Dual Wall 2 x Type 2 Cable with shutter (8 m) with cable holder	EVD-WALL-2CS8

Smappee EV Dual

Modular design

The Smappee EV Dual is a modular AC charging station, built to adapt to your installation needs. With a single EV Dual Core, available in socket or cable configuration, you can choose between a wall-mounted or ground-mounted setup.

Maximum flexibility

Each version is available in black or white, giving you a total of four possible finishes with just one core. This flexible design makes the EV Dual perfect for both commercial and residential environments, allowing seamless integration into any setting.



EV Dual Base black

EV Dual Core Socket	EVD-2332-B
EV Dual Base plate kit, black	EVD-FLOOR-KIT-B
EV Dual Base Pedestal	EVD-FLOOR-PEDESTAL



EV Dual Base white

EV Dual Core Socket	EVD-2332-B
EV Dual Base plate kit, white	EVD-FLOOR-KIT-W
EV Dual Base Pedestal	EVD-FLOOR-PEDESTAL



EV Dual Base black with cables

EV Dual Core Cable	EVD-2332-C5
EV Dual Base plate kit, black	EVD-FLOOR-KIT-B
EV Dual Base Pedestal	EVD-FLOOR-PEDESTAL
EV Dual Base 2 x Type 2 Cable (5 m) with cable holder	EVD-FLOOR-2C5



EV Dual Base white with cables

EV Dual Core Cable	EVD-2332-C5
EV Dual Base plate kit, white	EVD-FLOOR-KIT-W
EV Dual Base Pedestal	EVD-FLOOR-PEDESTAL
EV Dual Base 2 x Type 2 Cable (5 m) with cable holder	EVD-FLOOR-2C5



EV Dual Base black with shutter cables

EV Dual Core Cable	EVD-2332-C5
EV Dual Base plate kit, black	EVD-FLOOR-KIT-B
EV Dual Base Pedestal	EVD-FLOOR-PEDESTAL
EV Dual Base 2 x Type 2 Cable with shutter (8 m) with cable holder	EVD-FLOOR-2CS8



EV Dual Base white with shutter cables

EV Dual Core Cable	EVD-2332-C5
EV Dual Base plate kit, white	EVD-FLOOR-KIT-W
EV Dual Base Pedestal	EVD-FLOOR-PEDESTAL
EV Dual Base 2 x Type 2 Cable with shutter (8 m) with cable holder	EVD-FLOOR-2CS8